

Australian Army 8.2m Regional Patrol Craft



SCY Design

48 Sweetgum St, Ashmore Qld 4214, Australia

Ph: (617) 5597 3521 www.scy.net.au

Australian Army 8.2m Regional Patrol Craft

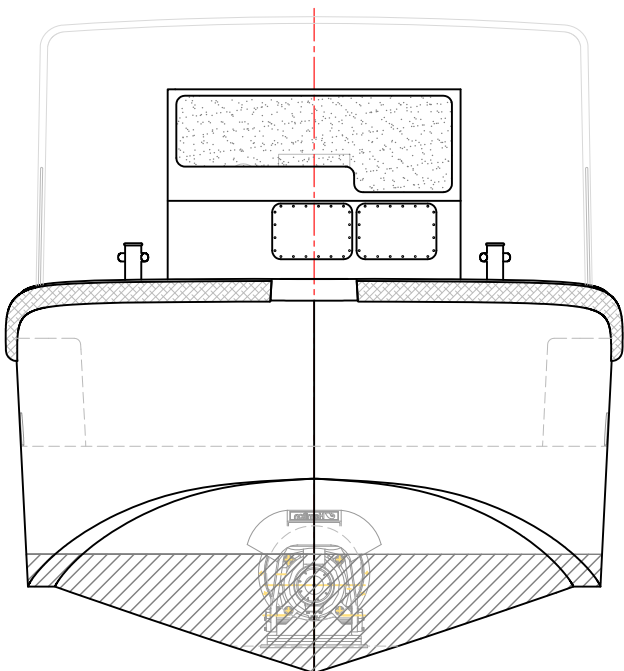
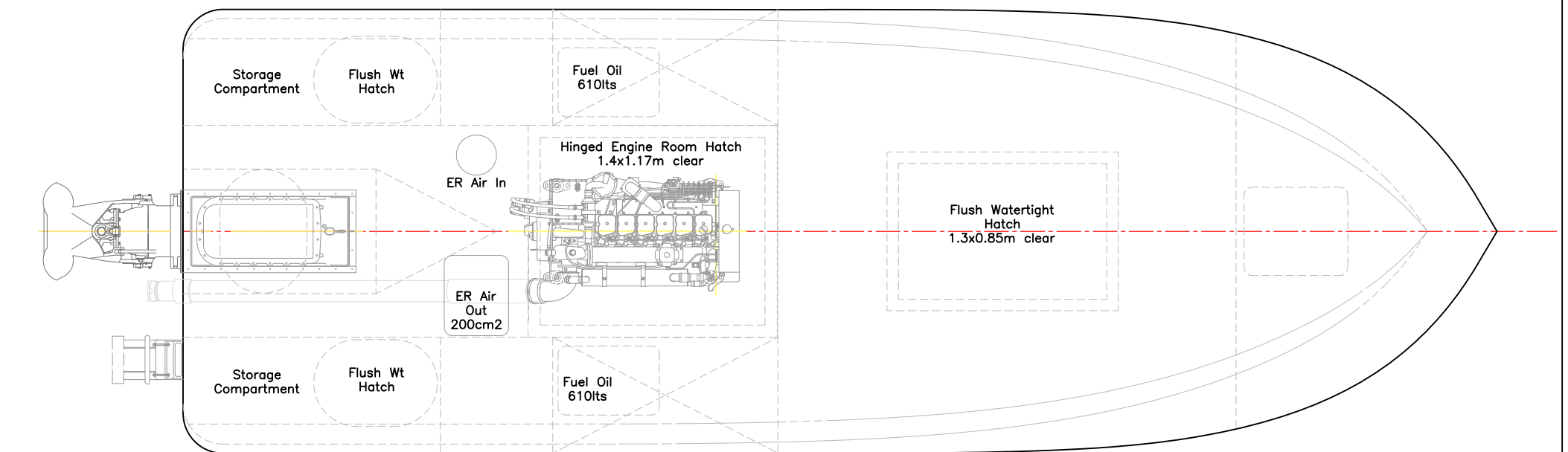
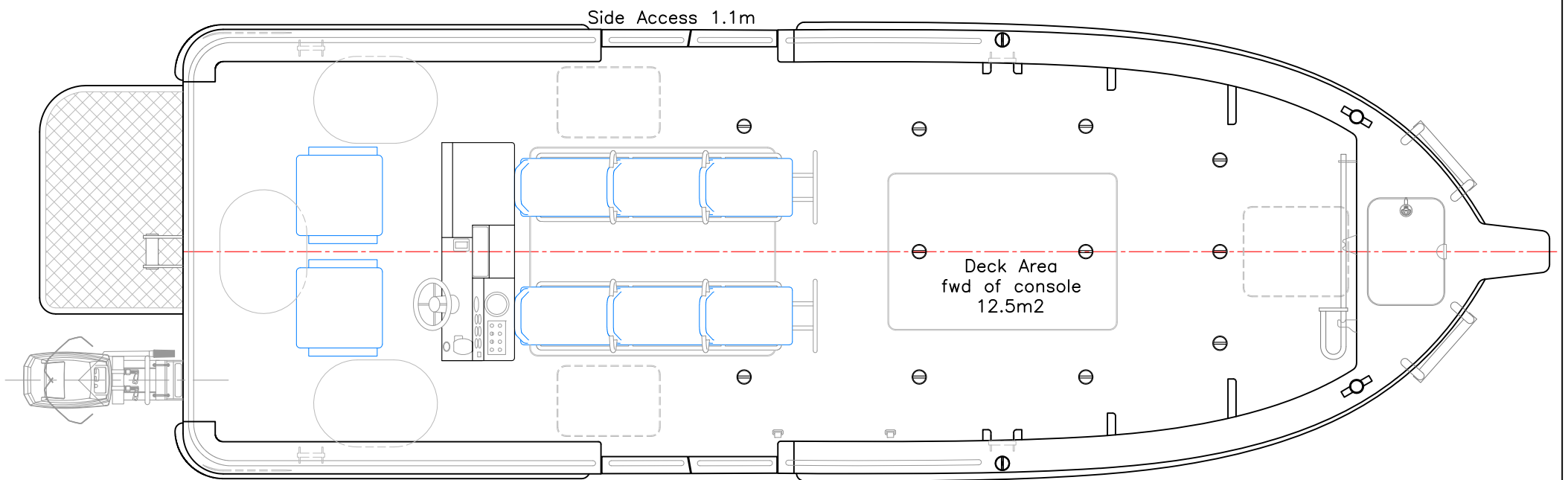
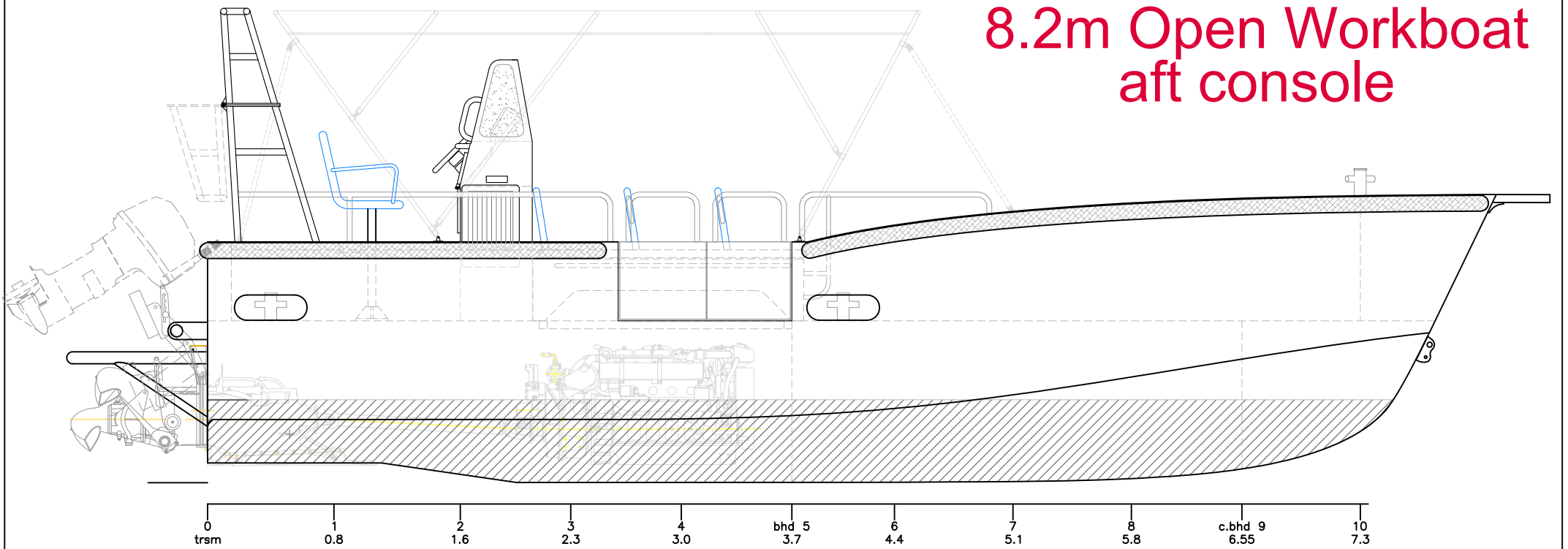


SCY Design

48 Sweetgum St, Ashmore Qld 4214, Australia

Ph: (617) 5597 3521 www.scy.net.au

8.2m Open Workboat aft console



LOA:	9.4m	SPEED max:	27knots (1.89t dwt)
Lmoulded:	8.2m	SPEED cruise:	22knots (1.89t dwt)
LWL:	7.5m	RANGE:	540nm (1t payload)
Bmoulded:	2.8m	PAYLOAD max1:	1.0 tonne
Bchine:	2.65m	PAYLOAD max2:	6x130kg
Deadrise @ trsm:	18.2deg	PASSENGERS:	6
Afrontal:	5m2 (to chine)	CREW:	2
DRAFT(max):	0.6m	CLASS:	Lloyds ✕A1 SSC Patrol G3
FUEL:	2x610lts	SURVEY:	NSCV 2C 2+6 (restricted offshore 30nm)
MAIN ENGINES:	Cummins QSB5.9 355hp @ 2800rpm	CONSTRUCTION:	MARINE GRADE ALUMINIUM
GEARBOX:	ZF 301c		
PROPULSION:	Hamilton HJ292		
AUXILLARY:	25hp		

Rev H	19/7/2013	Final Revision
Rev G	5/4/2013	Payload, Outboard Mount
Rev F	6/11/2012	HJ292, ZF301c

LightCraft
aluminium workboats

VESSEL:	8.2m Open Workboat		
TITLE:	GENERAL ARRANGEMENT		
DWG No:	OW8.2-100h	DATE:	10/11/2011
SCALE:	A3 1:35	DRAWN:	MDW
copyright ©			

SCY Design
Consulting Naval Architects & Mechanical Engineers
48 Sweetgum St, Ashmore, Queensland 4214, Australia
Ph: 617 5597 3521 www.scy.net.au

THIS DRAWING AND THE INFORMATION CONTAINED HEREON IS SUPPLIED ON THE UNDERSTANDING THAT IT IS THE EXCLUSIVE PROPERTY OF SOUTHPORT CUSTOM YACHTS PTY. LTD. AND MUST NOT BE USED OR REPRODUCED IN WHOLE OR IN PART WITHOUT PERMISSION IN WRITING.